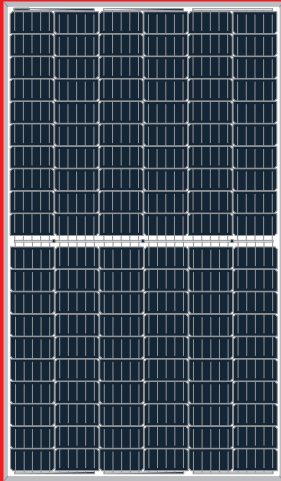


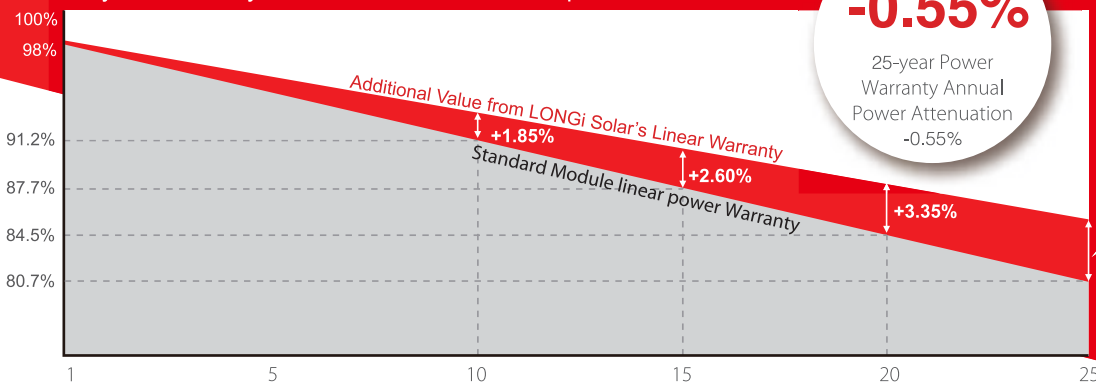
# LR6-60HPH 305~325M

Hi-MO 3m



**High Efficiency  
Low LID Mono PERC with  
Half-cut Technology**

10-year Warranty for Materials and Processing;  
25-year Warranty for Extra Linear Power Output



**+4.10%**

## Complete System and Product Certifications

IEC 61215, IEC61730, UL1703  
ISO 9001:2008: ISO Quality Management System  
ISO 14001:2004: ISO Environment Management System  
TS62941: Guideline for module design qualification and type approval  
OHSAS 18001: 2007 Occupational Health and Safety



\* Specifications subject to technical changes and tests. LONGi Solar reserves the right of interpretation.

**Positive power tolerance** (0 ~ +5W) guaranteed

**High module conversion efficiency** (up to 19.4%)

**Slower power degradation** enabled by Low LID Mono PERC technology: first year <2%, 0.55% year 2-25

**Solid PID resistance** ensured by solar cell process optimization and careful module BOM selection

**Reduced resistive loss** with lower operating current

**Higher energy yield** with lower operating temperature

**Reduced hot spot risk** with optimized electrical design and lower operating current

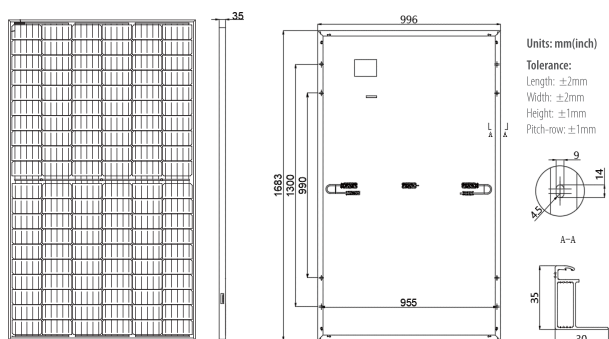
# LONGi

Room 801, Tower 3, Lujiazui Financial Plaza, No.826 Century Avenue, Pudong Shanghai, 200120, China  
Tel: +86-21-80162606 E-mail: module@longi-silicon.com Facebook: www.facebook.com/LONGi Solar

Note: Due to continuous technical innovation, R&D and improvement, technical data above mentioned may be of modification accordingly. LONGi Solar have the sole right to make such modification at anytime without further notice; Demanding party shall request for the latest datasheet for such as contract need, and make it a consisting and binding part of lawful documentation duly signed by both parties.

# LR6-60HPH 305~325M

## Design (mm)



Units: mm(inch)  
**Tolerance:**  
 Length:  $\pm 2$ mm  
 Width:  $\pm 2$ mm  
 Height:  $\pm 1$ mm  
 Pitch-row:  $\pm 1$ mm

## Mechanical Parameters

Cell Orientation: 120 (6 $\times$ 20)  
 Junction Box: IP67, three diodes  
 Output Cable: 4mm<sup>2</sup>, 300mm in length  
 length can be customized  
 Glass: Single glass  
 3.2mm coated tempered glass  
 Frame: Anodized aluminum alloy frame  
 Weight: 18.9kg  
 Dimension: 1683 $\times$ 996 $\times$ 35mm  
 Packaging: 30pcs per pallet  
 180pcs per 20'GP  
 780pcs per 40'HC

## Operating Parameters

Operational Temperature: -40 C ~ +85 C  
 Power Output Tolerance: 0 ~ +5 W  
 Voc and Isc Tolerance:  $\pm 3\%$   
 Maximum System Voltage: DC1500V (IEC/UL)  
 Maximum Series Fuse Rating: 20A  
 Nominal Operating Cell Temperature: 45 $\pm$ 2 C  
 Safety Class: Class II  
 Fire Rating: UL type 1 or type 2

## Electrical Characteristics

Test uncertainty for Pmax:  $\pm 3\%$

| Model Number                     | LR6-60HPH-305M |       | LR6-60HPH-310M |       | LR6-60HPH-315M |       | LR6-60HPH-320M |       | LR6-60HPH-325M |       |
|----------------------------------|----------------|-------|----------------|-------|----------------|-------|----------------|-------|----------------|-------|
|                                  | STC            | NOCT  | STC            | NOCT  | STC            | NOCT  | STC            | NOCT  | STC            | NOCT  |
| Testing Condition                |                |       |                |       |                |       |                |       |                |       |
| Maximum Power (Pmax/W)           | 305            | 225.9 | 310            | 229.6 | 315            | 233.4 | 320            | 237.1 | 325            | 240.8 |
| Open Circuit Voltage (Voc/V)     | 40.1           | 37.4  | 40.3           | 37.7  | 40.6           | 37.9  | 40.9           | 38.2  | 41.1           | 38.4  |
| Short Circuit Current (Isc/A)    | 9.78           | 7.88  | 9.86           | 7.94  | 9.94           | 8.01  | 10.02          | 8.08  | 10.12          | 8.16  |
| Voltage at Maximum Power (Vmp/V) | 33.1           | 30.6  | 33.3           | 30.8  | 33.7           | 31.1  | 33.9           | 31.3  | 34.1           | 31.5  |
| Current at Maximum Power (Imp/A) | 9.21           | 7.38  | 9.30           | 7.46  | 9.36           | 7.50  | 9.43           | 7.56  | 9.52           | 7.64  |
| Module Efficiency(%)             | 18.2           |       | 18.5           |       | 18.8           |       | 19.1           |       | 19.4           |       |

STC (Standard Testing Conditions): Irradiance 1000W/m<sup>2</sup>, Cell Temperature 25 C, Spectra at AM1.5

NOCT (Nominal Operating Cell Temperature): Irradiance 800W/m<sup>2</sup>, Ambient Temperature 20 C, Spectra at AM1.5, Wind at 1m/S

## Temperature Ratings ( STC )

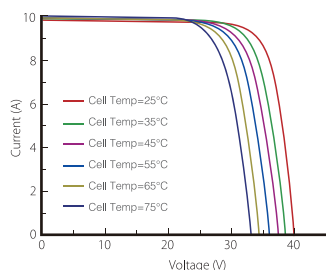
Temperature Coefficient of Isc +0.057%/C  
 Temperature Coefficient of Voc -0.286%/C  
 Temperature Coefficient of Pmax -0.370%/C

## Mechanical Loading

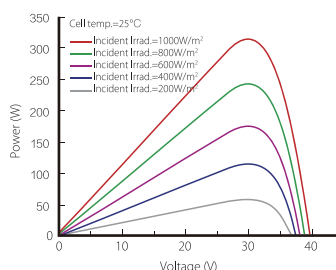
Front Side Maximum Static Loading 5400Pa  
 Rear Side Maximum Static Loading 2400Pa  
 Hailstone Test 25mm Hailstone at the speed of 23m/s

## I-V Curve

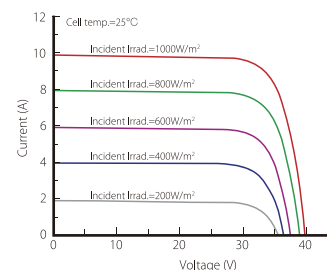
Current-Voltage Curve (LR6-60HPH-310M)



Power-Voltage Curve (LR6-60HPH-310M)



Current-Voltage Curve (LR6-60HPH-310M)



Room 801, Tower 3, Lujiazui Financial Plaza, No.826 Century Avenue, Pudong Shanghai, 200120, China  
 Tel: +86-21-80162606 E-mail: module@longi-silicon.com Facebook: www.facebook.com/LONGI Solar

Note: Due to continuous technical innovation, R&D and improvement, technical data above mentioned may be of modification accordingly. LONGI Solar have the sole right to make such modification at anytime without further notice; Demanding party shall request for the latest datasheet for such as contract need, and make it a consisting and binding part of lawful documentation duly signed by both parties.