

VSUN370-120BMH

370W

Highest power output

19.79%

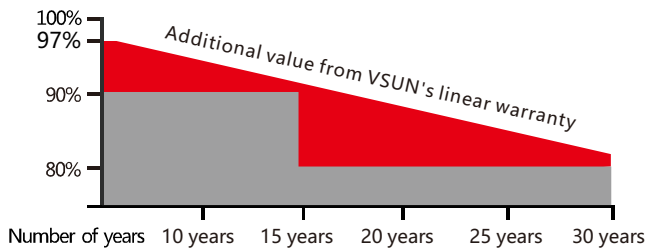
Module efficiency

12years

Material & Workmanship warranty

30years

Linear power output warranty



■ VSUN

■ Standard Warranty

Munich RE



PERC cell technology



Higher output power




Lower risk of micro-crack



Positive tolerance offer

VSUN370-120BMH VSUN365-120BMH
VSUN360-120BMH VSUN355-120BMH



Lower risk of hot spot



Better shading tolerance



Certified for salt/ammonia corrosion resistance



Load certificates: wind to 2400Pa and snow to 5400Pa



Lower LCOE

VSUN, a BNEF Tier-1 PV module manufacturer invested by Fuji Solar, has been committed to providing greener, cleaner and more intelligent renewable energy solutions. VSUN is dedicated to bringing reliable, customized and high-efficient products into various markets and customers worldwide



Engineered in Japan
www.vsun-solar.com

Electrical Characteristics at Standard Test Conditions(STC)

Module Type	VSUN370-120BMH	VSUN365-120BMH	VSUN360-120BMH	VSUN355-120BMH
Maximum Power - Pmax (W)	370	365	360	355
Open Circuit Voltage - Voc (V)	41.4	41.1	40.8	40.4
Short Circuit Current - Isc (A)	11.26	11.19	11.12	11.06
Maximum Power Voltage - Vmpp (V)	34.5	34.3	34	33.7
Maximum Power Current - Impp (A)	10.72	10.66	10.59	10.53
Module Efficiency	19.79%	19.52%	19.26%	18.99%

Standard Test Conditions (STC): irradiance 1,000 W/m²; AM 1.5; module temperature 25°C. Pmax Sorting : 0~5W. Measuring Tolerance: ±3%.

Remark: Electrical data do not refer to a single module and they are not part of the offer. They only serve for comparison among different module types.

Electrical Characteristics with different rear side power gain(reference to 365 front)

Pmax (W)	Voc (V)	Isc (A)	Vmpp (V)	Impp (A)	Pmax gain
388	41.40	11.82	34.50	10.38	5%
407	41.40	12.39	34.50	10.88	10%
443	41.50	13.51	34.40	11.87	20%
461	41.50	14.08	34.40	12.36	25%

Temperature Characteristics

NOCT	45°C(±2°C)
Voltage Temperature Coefficient	-0.28%/°C
Current Temperature Coefficient	+0.0449%/°C
Power Temperature Coefficient	-0.367%/°C

Maximum Ratings

Series Fuse Rating [A]	1000/1500
Bifaciality	20
	70%±5%

Material Characteristics

Dimensions	1784×1048×35mm (L×W×H)
Weight	20.8kg
Frame	Silver anodized aluminum profile
Front Glass	High transparency,Antireflection coated,Semi-toughened safety glass,3.2mm
Cell Encapsulation	EVA (Ethylene-Vinyl-Acetate)
Back Sheet	Transparent mesh backsheet
Cells	12×10 pieces bifacial monocrystalline solar cells series strings
Junction Box	IP≥67, 3 diodes
Cable&Connector	Potrait: 300 mm (cable length can be customized) , 1×4 mm ² , compatible with MC4

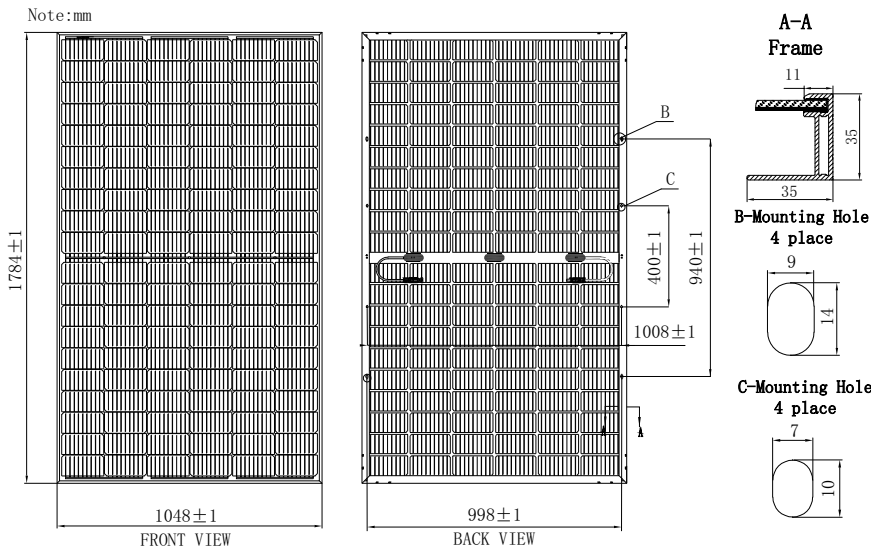
Packaging

Dimensions(L×W×H)	1820×1105×1184mm
Container 20'	180
Container 40'	360
Container 40'HC	720

System Design

Temperature Range	-40 °C to + 85 °C
Withstanding Hail	Maximum diameter of 25 mm with impact speed of 23 m/s
Maximum Surface Load	5,400 Pa
Application class	class A

Dimensions



IV-Curves

