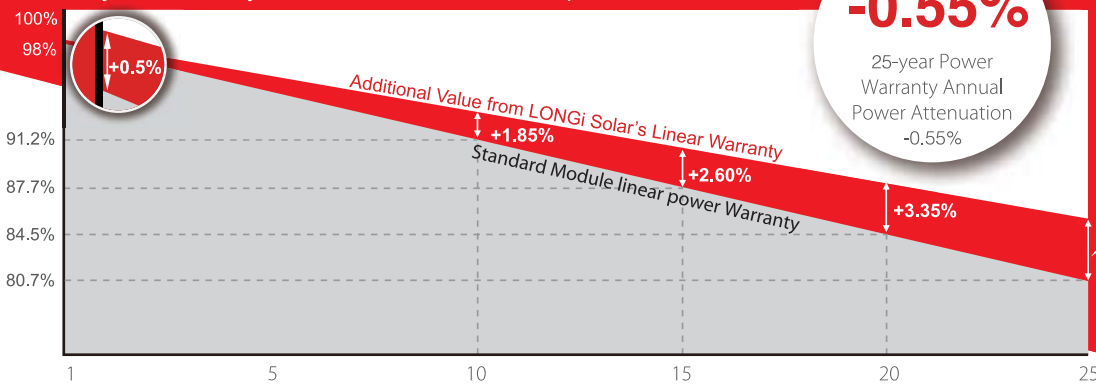


LR6-72PH 350~370M



**Hi-MO1 High Efficiency Low
LID Mono PERC Technology
(1500V Compatible)**

10-year Warranty for Materials and Processing;
25-year Warranty for Extra Linear Power Output



Complete System and Product Certifications

IEC 61215, IEC61730, UL1703
ISO 9001:2008: ISO Quality Management System
ISO 14001: 2004: ISO Environment Management System
TS62941: Guideline for module design qualification and type approval
OHSAS 18001: 2007 Occupational Health and Safety



* Specifications subject to technical changes and tests. LONGi Solar reserves the right of interpretation.

Positive power tolerance (0 ~ +5W) guaranteed

High module conversion efficiency (up to 19.1%)

Slower power degradation enabled by Low LID Mono PERC technology: first year <2%, 0.55% year 2-25

Better energy yield with excellent low irradiance performance and temperature coefficient

Solid PID resistance ensured by solar cell process optimization and careful module BOM selection

Adaptable to harsh environment: passed rigorous salt mist and ammonia tests

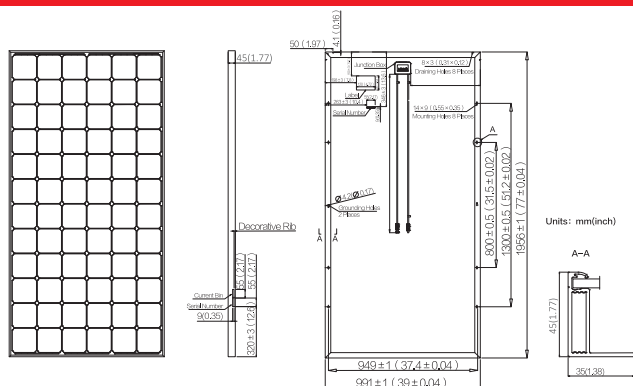
LONGi Solar

Room 201, Building 8, Sandhill Plaza, Lane 2290, Zuchongzhi Road, Pudong District, Shanghai, 201203
Tel: + 86-21-61047332 Fax: +86 21- 61047377 E-mail: module@longi-silicon.com
Facebook: www.facebook.com/LONGi Solar

Note: Due to continuous technical innovation, R&D and improvement, technical data above mentioned may be of modification accordingly. LONGi Solar have the sole right to make such modification at anytime without further notice; Demanding party shall request for the latest datasheet for such as contract need, and make it a consisting and binding part of lawful documentation duly signed by both parties.

LR6-72PH 350~370M

Design (mm)



Mechanical Parameters

Cell Orientation: 72 (6×12)
 Junction Box: IP67, three diodes
 Output Cable: 4mm², 1200mm in length
 Connector: MC4 or MC4 compatible
 Weight: 26.5kg
 Dimension: 1956×991×45mm
 Packaging: 23pcs per pallet

Operating Parameters

Operational Temperature: -40 C ~ +85 C
 Power Output Tolerance: 0 ~ +5 W
 Maximum System Voltage: DC1500V (IEC)
 Maximum Series Fuse Rating: 15A
 Nominal Operating Cell Temperature: 45±2 C
 Application Class: Class A

Electrical Characteristics

Model Number	LR6-72PH-350M		LR6-72PH-355M		LR6-72PH-360M		LR6-72PH-365M		LR6-72PH-370M	
	STC	NOCT	STC	NOCT	STC	NOCT	STC	NOCT	STC	NOCT
Maximum Power (Pmax/W)	350	257.3	355	260.9	360	264.6	365	268.3	370	272.0
Open Circuit Voltage (Voc/V)	47.5	43.9	47.7	44.1	47.9	44.3	48.0	44.4	48.3	44.7
Short Circuit Current (Isc/A)	9.57	7.71	9.63	7.76	9.70	7.82	9.74	7.85	9.84	7.93
Voltage at Maximum Power (Vmp/V)	38.8	35.6	39.0	35.9	39.2	36.0	39.3	36.1	39.4	36.2
Current at Maximum Power (Imp/A)	9.03	7.22	9.10	7.28	9.18	7.34	9.29	7.43	9.39	7.51
Module Efficiency(%)	18.1		18.3		18.6		18.8		19.1	

STC (Standard Testing Conditions): Irradiance 1000W/m², Cell Temperature 25 C, Spectra at AM1.5

NOCT (Nominal Operating Cell Temperature): Irradiance 800W/m², Ambient Temperature 20 C, Spectra at AM1.5, Wind at 1m/s

Temperature Ratings (STC)

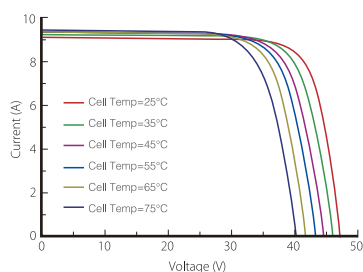
Temperature Coefficient of Isc: +0.057%/C
 Temperature Coefficient of Voc: -0.286%/C
 Temperature Coefficient of Pmax: -0.380%/C

Mechanical Loading

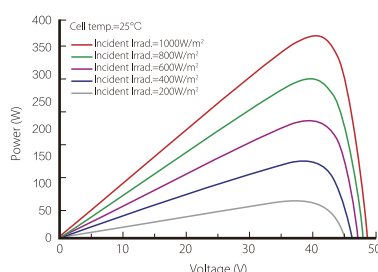
Front Side Maximum Static Loading: 5400Pa
 Rear Side Maximum Static Loading: 2400Pa
 Hailstone Test: 25mm Hailstone at the speed of 23m/s

I-V Curve

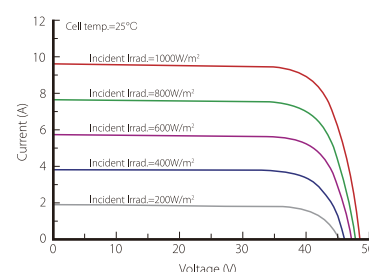
Current-Voltage Curve (LR6-72PH-360M)



Power-Voltage Curve (LR6-72PH-360M)



Current-Voltage Curve (LR6-72PH-360M)



LONGi Solar

Room 201, Building 8, Sandhill Plaza, Lane 2290, Zuchongzhi Road, Pudong District, Shanghai, 201203
 Tel: + 86-21-61047332 Fax: +86 21- 61047377 E-mail: module@longi-silicon.com
 Facebook: www.facebook.com/LONGi Solar

Note: Due to continuous technical innovation, R&D and improvement, technical data above mentioned may be of modification accordingly. LONGi Solar have the sole right to make such modification at anytime without further notice; Demanding party shall request for the latest datasheet for such as contract need, and make it a consisting and binding part of lawful documentation duly signed by both parties.